

# WOOD PANEL



## Natural Wood Panel Garage Doors



*"More Garage Door Choices"*

**GarageDoorDesign.com**

GarageDoorDesign.com

# Construction

Our Wood Panel garage doors are constructed with a 1-3/8" finger-jointed Hem/Fir stile and rail wood frame using Mortise & Tenon joints. Standard raised panels are 5/8" Western Red Cedar. Standard recessed panels are 1/4" exterior Luan plywood. Doors 12' or wider will have 1/4" Luan plywood laminated to the interior side of the bottom section for superior reinforcement. Doors are standard without finish applied, paint grade and available up to 20' wide and 14' high, but not to exceed 200 sq. ft. *(for larger sizes, please contact your GarageDoorDesign.com)* Doors are equipped with standard lift 15" radius 10,000 cycle torsion spring hardware; galvanized hinges, 2" or 3" galvanized struts as required by weight or size and nylon rollers, manual push-up operation.

# Options

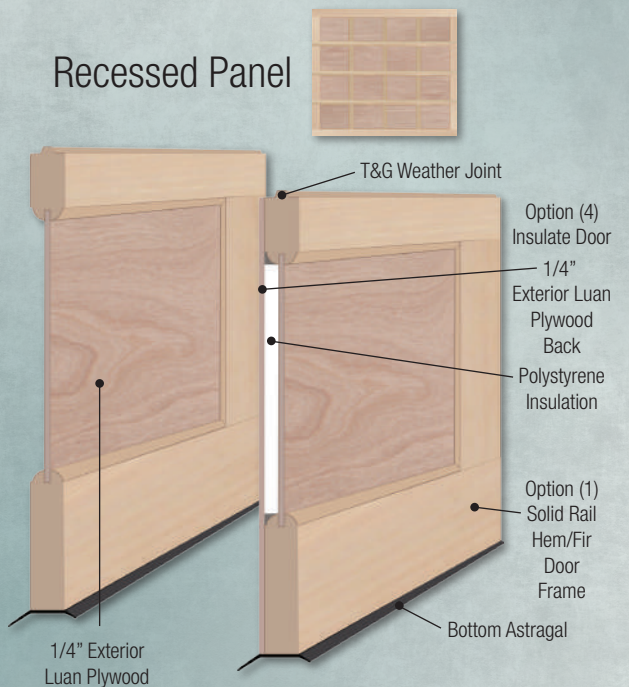
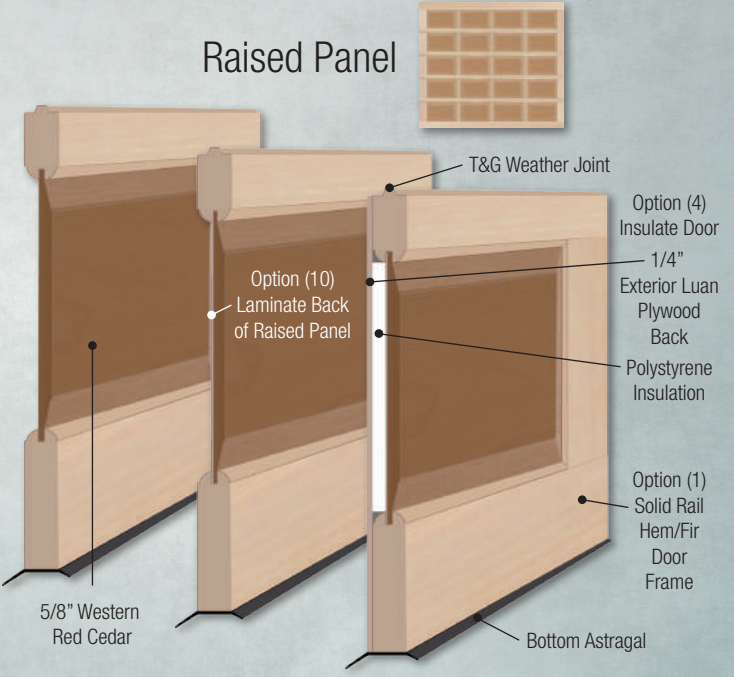

- (1) Solid Rail Hem/Fir Frame *(no finger joints)*
- (2) Stain Grade - Includes solid rail frame with plywood and/or raised panels suitable for staining *(panels will be similar in color, but not an exact match)*
- (3) Flush Back - 1/4" Luan plywood laminated to the interior of entire door, or plywood back on bottom section only *(standard on doors 12' or wider)*
- (4) Insulate and Flush Back - Insulate door with Polystyrene (EPS) and 1/4" Luan plywood back
- (5) Designer Windows and Optional Glass - See page 3
- (6) Odd Sizes - Non standard sizes are available in 1" increments
- (7) Panel Configurations - Almost limitless panel heights and widths
- (8) Optional Raised Panels - Hem/Fir or Redwood in lieu of Western Red Cedar
- (9) Optional all Redwood or all Western Red Cedar frame and panels *(or other custom wood)*
- (10) Laminate back of raised panels with 1/8" plywood *(highly recommended)*
- (11) Optional Recessed Panels - Exterior glued 3/8" rough sawn Okoume plywood or 3/8" (MDO - Paint Grade only) medium density overlay plywood in lieu of 1/4" exterior Luan plywood panels
- (12) Custom Arches - Arched top rail and door panels
- (13) Priming - Door primed with exterior grey acrylic primer
- (14) Powder Coated Hardware - Black, Red, Grey, White, Brown or custom color operational hardware



- (15) Low Headroom or High Lift Torsion Hardware - 3-1/2" and 6" low headroom or high lift as required
- (16) High Cycle Springs - 25,000; 50,000 or 100,000 cycle springs

# Standard Raised Panel Door Configurations

Other configurations available in both raised and recessed panels:



# Optional Designer Window Inserts

## Raised Panel Doors with Inserts



## Recessed Panel Doors with Inserts



The doors with designer window inserts shown above are illustrations only and examples of 8'x7' garage doors. Actual wood panels will have a greater variation in color and grain structure than that shown. All window inserts for both recessed and raised panel doors are made of 5/8" thick natural wood.

## Glass Options

1/8" clear annealed glass is standard on all wood door designer window inserts. Glass options are shown below, for more visit [www.GarageDoorDesign.com](http://www.GarageDoorDesign.com).



# Garage Door Replacement, A Great Investment


Garage doors can cover about 1/3 of the front of the average home. By replacing old worn out garage doors it will improve your home's curb appeal and can substantially increase its resale value. According to *Remodeling Magazine's Cost vs. Value Annual Report*, upscale garage door offers the highest ROI (return on investment) of all interior and exterior remodeling projects in 2018.

GarageDoorDesign.com offers one of the largest selections of upgrade garage doors in the industry. Beautiful garage doors made of wood, aluminum or steel in a huge variety of designs with Traditional, Contemporary or Carriage styling. Contact your GarageDoorDesign Dealer listed below for more information.

- Wood -



- Aluminum -



- Steel -



## Warranty

All GarageDoorDesign.com wood garage doors are warranted against defects in material and/or workmanship for a period of one (1) year. Your doors must be properly finished to validate warranty. At no time should the door be allowed to get wet prior to applying door finish. Hardware, parts and accessories are also warranted against defects in material and/or workmanship for a period of one (1) year. Contact your GarageDoorDesign Dealer or go to GarageDoorDesign.com for complete warranty, maintenance and finishing instructions. GarageDoorDesign.com reserves the right to make product changes without notice. **WARNING: Any adjustments to your door should be made by an experienced garage door installer, such as your GarageDoorDesign.com. Serious injury can result from improper adjustments to your door.**

## Garage Door Openers

Garage Door Openers are a recommended option. They are convenient and will extend the life of your garage door. The LiftMaster® Model 8500 wall mount residential opener is extremely quiet and features MyQ® technology, compatible with HomeLink®.

On larger sized Township Collection doors we recommend the LiftMaster® 3/4 H/P Model 8587W. The Model 8587W is more powerful and also features MyQ® technology.

Visit GarageDoorDesign.com to see the complete line of LiftMaster® garage door openers or ask your GarageDoorDesign Dealer for more information.



Model 8587W  
Mounts Overhead



Model 8500  
Wall Mount



*"With MyQ you can monitor or open/close your garage door from anywhere in the world!"*

**LiftMaster®** GarageDoorDesign.com recommends Lift Master® Professional Line Garage Door Openers on all GarageDoorDesign garage doors.



**Garage Door Design.com**

2909 E Boon Ave. Spokane, WA 99202  
208-661-0110 GarageDoorDesign.com

Dealer Name: